





Collections volume 7

EAGLE BAY®




6 INSIGNIA COLLECTION

- CHATHAMSTONE
- COTTAGESTONE TEXTURED
- ESSEXSTONE
- GRANDCAY TEXTURED
- CIRCLESTONE TEXTURED




18 CLASSIC COLLECTION

- BRIKSTONE CHAMFERED
- BRIKSTONE FLAT COLONIAL
- COTTAGESTONE CHAMFERED
- KINGSLAND TRADITIONAL




28 OLD WORLD COLLECTION

- COTTAGESTONE ANTIQUED
- EPICSTONE COBBLED
- GRANDCAY COBBLED
- KINGSLAND ANTIQUED
- CIRCLESTONE ANTIQUED




40 BAY COLLECTION

- ECOBAY
- SF RIMA™ CHAMFERED
- TURFSTONE



50 WALLS

- DUBLIN™ FREESTANDING
- HIGHLAND STONE® FREESTANDING
- HIGHLAND STONE® RETAINING
- ASPEN STONE® RETAINING
- DIAMOND® 10DS RETAINING
- DIAMOND PRO® RETAINING



64 EXTRAS

- HIGHLAND STONE® FIRE PIT KIT
- ASPEN STONE® FIRE PIT KIT
- OUTDOOR FIREPLACES & OVENS
- COPINGSTONE
- COLUMN UNIT
- CAP OPTIONS
- CARE & MAINTENANCE

82 RESOURCES

- PAVER & WALL COLORS
- SPECIFICATIONS
- GUIDE TO FINISHES
- INSTALLATION GUIDES
- PAVER PATTERNS
- WARRANTY

Beautifully Placed Confidence™

As a family-owned business, Eagle Bay operates on a unique set of values. Trust means everything to us, and we earn it by offering the finest products and services. We understand that we're not just making hardscape products, we're creating peace-of-mind.



WWW.EAGLEBAYPAVERS.COM

Kingsland Traditional, Richmond Color, Wall: Highland Stone® Freestanding & Retaining, James River Color, Wall Cap: XL™ Cap, James River Color, Column Cap: Flat Rock Face Cap, Gray Color

Pavers add visual interest, function, and substance to any outdoor landscape. They enhance both intimate and extravagant areas, complement traditional and modern aesthetics, and serve small and large budgets. In this issue, Eagle Bay presents four distinct paver collections so you can easily choose a paver with the finish and pattern that best matches your unique style.

PAVERS

“Living in a wooded area, we especially liked Eagle Bay’s selection of natural colored pavers. They look elegant and really blend into the environment. Now we use our patio more than we do our living room.”

— JANA MCQUAID, HOMEOWNER

Insignia

COLLECTION

The Insignia Collection is a grouping of Eagle Bay's most popular pavers that best achieves a natural and organic feel. All pavers in this collection have a textured surface, mimicking weather aging and naturally produced stone.

CHATHAMSTONE

COTTAGESTONE TEXTURED

ESSEXSTONE

GRANDCAY TEXTURED

CIRCLESTONE TEXTURED



CottageStone 6" x 9" Textured, Chesapeake & Blue Ridge Colors

ChathamStone

ChathamStone is a large, three-piece paver combination that creates an elegant tile-like surface for patios, walkways, and poolsides. Although recently introduced, ChathamStone is quickly becoming one of Eagle Bay's most sought after pavers.



New Paver! Releasing in 2014!
CHATHAM NATURAL HAS A CHATHAMSTONE SURFACE,
BUT WITH A MORE ROUNDED, TRADITIONAL EDGE.



AVAILABLE COLORS




BULL RUN



JEFFERSON



RICHMOND



SHENANDOAH



JAMES RIVER



BLUE RIDGE



CHESAPEAKE



CRIMSON

Available in 6" x 9" only:



SAHARA



SLATE



CottageStone 6" x 9" Textured, James River Color



CottageStone 6" x 9" Textured, Jefferson Color

CottageStone

TEXTURED

Available in either a 6" x 6" square or a 6" x 9" rectangle, CottageStone Textured offers a multitude of hardscape pattern opportunities. With its dimpled-face finish, CottageStone Textured will make your final design convey artisan creation and perfect imperfections.



EssexStone

EssexStone is Eagle Bay's natural slate alternative. The three-piece system fits together in a combination of interesting angles and is designed to create a unique and stunning hardscape.

AVAILABLE ONLY IN JEFFERSON COLOR, AS SHOWN.

For EssexStone installation tips, visit eaglebaypavers.com.

GrandCay Textured, James River Color; Wall: HighlandStone® Freestanding, James River Color; Wall Cap: XL™ Cap, James River Color; Column Cap: Light Top Rock Face Column Cap, Brown Color



GrandCay Textured, James River Color

GrandCay

TEXTURED



Bring style to your poolside, patio, or driveway with GrandCay's popular five-piece paver system. The textured finish will give your project dimension, and the variety of paver colors available can lead to bold and interesting patterns.

AVAILABLE COLORS





CircleStone Textured, Chesapeake Color; CottageStone 6" x 9" Textured, Blue Ridge Color

CircleStone

TEXTURED

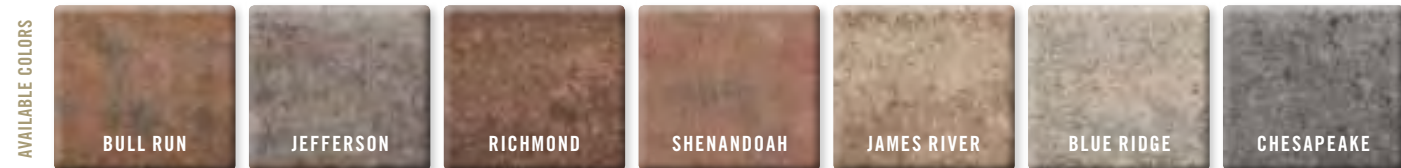


CircleStone is a five-piece paver system, available in numerous colors, that complements Eagle Bay's entire product line. Use it to provide intimate and unique focal areas for both large and small spaces.



CircleStone Textured, Chesapeake Color; CottageStone 6" x 9" Textured, Blue Ridge Color

View larger color swatches on pages 84-85.



AVAILABLE COLORS

BULL RUN

JEFFERSON

RICHMOND

SHENANDOAH

JAMES RIVER

BLUE RIDGE


CHESAPEAKE

Classic

COLLECTION

Eagle Bay's Classic Collection features traditional paver shapes, patterns, and color combinations that match the sophistication of their homeowners. This timeless collection will endure as styles change and evolve.

- BRIKSTONE CHAMFERED
- BRIKSTONE FLAT COLONIAL
- COTTAGESTONE CHAMFERED
- KINGSLAND TRADITIONAL



KingsLand Traditional, Richmond Color; Wall: HighlandStone® Freestanding, Richmond Color; Column Cap: Peaked Rock Face Cap, Brown Color

BrikStone

CHAMFERED



Versatile in color and application, BrikStone Chamfered has become the top choice of many designers. This single stone, featuring beveled edges, can create classic patterns such as basket weave, running bond, and herringbone.



BrikStone Chamfered, James River Color; Edging: CopingStone, Richmond Color

AVAILABLE COLORS




BULL RUN



JEFFERSON



RICHMOND



SHENANDOAH



JAMES RIVER



CRIMSON



SLATE

finishing tip:

PAIR A DIFFERENT EAGLE BAY PAVER OR PAVER COLOR TO DEFINE A SPACE AND CREATE A FRAMED BORDER AROUND A PATIO.



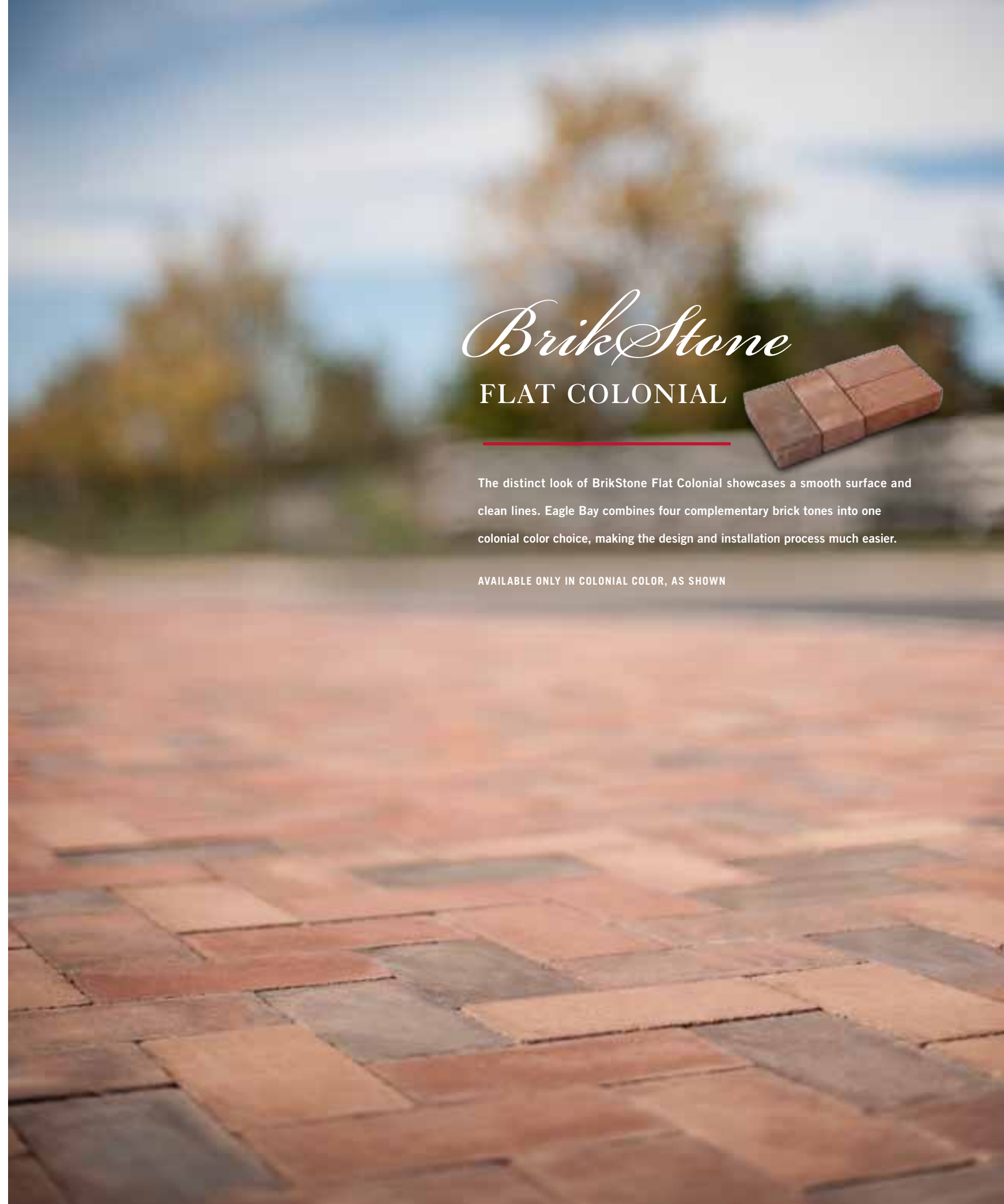
BrikStone

FLAT COLONIAL



The distinct look of BrikStone Flat Colonial showcases a smooth surface and clean lines. Eagle Bay combines four complementary brick tones into one colonial color choice, making the design and installation process much easier.

AVAILABLE ONLY IN COLONIAL COLOR, AS SHOWN



CottageStone 6" x 6" & 6" x 9" Chamfered, Chesapeake Color (available by special order only)

CottageStone


CHAMFERED

Modeled after brownstone squares and rectangles, CottageStone Chamfered is crafted in 6" x 6" and 6" x 9" shapes. The beveled edges add dimension and maturity to your project and give it a Georgetown elegance.




Pavers: CottageStone 6" x 9" Chamfered, Blue Ridge Color (available by special order only); Columns: HighlandStone® Column Unit, Blue Ridge Color; Cap: Cast Stone Column Cap, White Color


AVAILABLE COLORS




BULL RUN




JEFFERSON



RICHMOND



SHENANDOAH



JAMES RIVER



KingsLand Traditional, Richmond Color

KingsLand

TRADITIONAL



This three-piece modular system is ideal for high-traffic areas — yet maintains charm and warmth with its rounded edges. The pattern possibilities are endless, and designers will often contrast colors to create dynamic curb appeal.








KingsLand Traditional, James River Color; Accent Paver: CottageStone 6" x 9" Textured, Sahara Color; Etiging: XI™ Cap, James River Color; HighlandStone® FirePit Kit, James River Color

finishing tip:

INCORPORATE AN EAGLE BAY FIRE PIT INTO YOUR PATIO
PLAN TO ADD WARMTH ON COOL AUTUMN DAYS.

AVAILABLE COLORS



Old World

COLLECTION

Eagle Bay's Old World Collection exudes warmth and richness for designs that seek to accomplish an aged and slightly rustic feel. And, as with all Eagle Bay pavers, you won't need to compromise durability for beauty.

COTTAGESTONE ANTIQUED

EPICSTONE COBBLED

GRANDCAY COBBLED

KINGSLAND ANTIQUED

CIRCLESTONE ANTIQUED



GrandCay Cobbled, Chesapeake Color (special order only)

CottageStone

ANTIQUED


CottageStone Antiqued is available in 6" x 6" and 6" x 9" shapes. The two sizes can work alone or together, and with its antiqued finish, your new hardscape will have the allure of time-worn stones.

CottageStone 6" x 6" & 6" x 9" Antiqued, James River Color


AVAILABLE COLORS




BULL RUN




JEFFERSON



RICHMOND




SHENANDOAH



JAMES RIVER



BLUE RIDGE



CHESAPEAKE



CRIMSON

EpicStone

COBBLED



Strong, large, and designed to hold weight, this three-piece modular paver is a powerful choice. Coupled with its durability, the distressed face and edges give it a look of craftsmanship and age-old beauty.

AVAILABLE ONLY IN CHESAPEAKE COLOR, AS SHOWN



GrandCay Cobbled, Chesapeake Color (special order only)



GrandCay Cobbled, Sahara & James River Colors (Sahara available by special order only)

GrandCay

COBBLED




Exciting and random in design, this five-piece system is cobbled to feel historic and lived-in. There are numerous colors to choose from and endless design possibilities for your patio, pool deck, driveway, and more.


finishing tip:

PAIR TWO DIFFERENT EAGLE BAY PAVER COLORS TO CREATE VISUAL INTEREST IN A PATIO.


AVAILABLE COLORS



BULL RUN




JEFFERSON



RICHMOND



SHENANDOAH



JAMES RIVER



BLUE RIDGE

KingsLand Antiqued, James River Color; Column Unit: Highland Stone® Firepit; Highland Stone® Firepit; Custom-Built Firepit; James River; Column Unit, James River; Custom-Built Firepit; Highland Stone® Firepit; James River Color & XL™ Cap, James River Color; Column Cap: Flat Rock Face Cap, Brown Color



KingsLand Antiqued, Blue Ridge Color

KingsLand ANTIQUED



Kingsland Antiqued feels as though it was laid by hand in another era. The three-piece modular system is intentionally aged around the edges to create a hardscape that appears to have withstood the test of time.

AVAILABLE COLORS





CircleStone Antiqued, Chesapeake Color; CottageStone Textured, 6" x 9", Blue Ridge Color

CircleStone

ANTIQUED








CircleStone Antiqued has been treated to provide your hardscape design with a vintage quality. This five-piece system complements most any project by creating a focal point for gathering areas.



CircleStone Antiqued, James River Color

AVAILABLE COLORS



finishing tip:
PAIR A DIFFERENT
EAGLE BAY PAVER
WITH CIRCLESTONE TO
EMPHASIZE A SPACE.

Bay

COLLECTION

Our signature Bay Collection can satisfy your design aesthetics while limiting your ecological footprint.

These Eagle Bay pavers significantly help filter contaminants and reduce runoff. We are proud to say this is a win-win for homeowners and our natural landscape.

ECOBAY

SF RIMA™ CHAMFERED
TURFSTONE TEXTURED



SF RIMA™ Chamfered, Chesapeake Color



EcoBay, James River Color

EcoBay



With their traditional shape, EcoBay permeable pavers can fit nearly any design. Unlike traditional stone or pavers, this two-piece system will effectively reduce the amount of runoff that can pollute our streams, lakes, rivers, and ultimately the Chesapeake Bay.



EcoBay, James River Color

For more information about stormwater management with permeable pavers, visit eaglebaypavers.com.

AVAILABLE COLORS



JAMES RIVER



CHESAPEAKE




SF RIMA™ Chamfered, James River Color

SF Rima™

CHAMFERED




SF RIMA™ is a single-unit permeable paver with a flat face and beveled edges. It is a durable paver that can withstand heavy traffic, making it well suited for a variety of hardscape and stormwater solutions.



SF RIMA™ Chamfered, James River Color

AVAILABLE COLORS



JAMES RIVER



CHESAPEAKE

View larger color swatches on pages 84-85.

Turf Stone



Turfstone can be a visual feature in your hardscape or serve a more functional role. It has a honeycomb shape that can be filled with gravel or grass. This allows rainwater to filter through slowly and evenly, resulting in the remediation and stabilization of soil erosion.

AVAILABLE ONLY IN GRAY COLOR, AS SHOWN



“Eagle Bay’s retaining wall and paver options allowed me versatility in design as well as the durability I needed.”

— ERIC SUNDBERG, HOMEOWNER



Eagle Bay walls add structure, protection, and decoration to your hardscape. Our products are tested for strength and durability, and we have perfected a collection of color blends so you don't have to compromise on style. Columns and caps are available for each wall unit.

WALLS

Dublin™

FREESTANDING



Dublin™ mimics centuries-old boundary walls found throughout Dublin, Ireland. These tumbled stones add charm to any hardscape project. The same single unit is used for the wall, column, and caps, making estimating and assembly a snap.



Dublin™ Freestanding, Tan Color




Dublin™ Freestanding, Tan Color

AVAILABLE COLORS



TAN



GRAY

Highland Stone® Freestanding, Bull Run Color; Highland Stone® Column Unit, Bull Run Color; Wall Cap: XL™ Cap, Bull Run Color

Highland Stone®


FREESTANDING




Each piece of the Highland Stone® Freestanding wall system features a slightly rough finish, giving wall projects up to three feet a secure and natural feel. Stones are available in 6" or 3" heights and a variety of widths (see page 92).




AVAILABLE COLORS




BULL RUN



JEFFERSON




RICHMOND




SHENANDOAH



JAMES RIVER



BLUE RIDGE



CHESAPEAKE

finishing tip:
FOR YOUR HIGHLAND STONE® WALL PROJECTS, SELECT EAGLE BAY'S XL™ CAPS. SEE PAGE 78.

Wall: Highland Stone® Retaining, James River Color; Steps: CopingStone, James River Color; Wall Cap: XL™ Cap, James River Color; Lower Patio: GrandCay Textured, James River Color; Upper Patio: CottageStone 6" x 6" & 6" x 9" Antiqued, James River Color



Highland Stone®

RETAINING




The Highland Stone® wall system is Eagle Bay's most popular retaining wall for projects up to four feet. The rough finish, visible on one side, blends into its surroundings and is available in varying heights and widths. Blend multiple sizes to give a more natural feel (see page 92).



Highland Stone® Retaining, Richmond Color; Wall Cap: L™ Cap, James River Color

AVAILABLE COLORS



finishing tip:

INCORPORATE AN EAGLE BAY FIREPLACE OR OVEN TO EXPAND YOUR OUTDOOR LIVING SPACE.



Aspen Stone® Retaining, Crimson Color; Cap: Aspen Stone® Cap, Crimson Color


Aspen Stone® RETAINING




Aspen Stone® retaining walls are lightweight and easy to handle, perfect for smaller spaces and patio or garden walls. The rough-hewn texture, available in four colors, is visible on one side and works for projects up to two feet high.




finishing tip:
FOR YOUR ASPEN STONE® WALL PROJECTS, SELECT EAGLE BAY'S ASPEN STONE® CAPS. SEE PAGE 93.




AVAILABLE COLORS




BULL RUN




JEFFERSON



RICHMOND




SHENANDOAH



JAMES RIVER



BLUE RIDGE



CHESAPEAKE

Diamond® 10DS Retaining, Blue Ridge Color, Wall Cap, XL™ Cap, Blue Ridge Color



Diamond® 10DS RETAINING



The Diamond® 10DS retaining wall system is the perfect choice when your project calls for classic, clean lines. It has a rear-lip locator that works exceptionally well for walls, terraces, and grades. Choose a straight edge or curved design with this flexible block.



finishing tip:

FOR YOUR DIAMOND® 10DS WALL PROJECTS, SELECT EAGLE BAY'S UNICAPS AND CORNER UNIT. SEE PAGE 93.

Diamond Pro[®]

RETAINING



With the proven strength and a natural-stone appearance, the Diamond Pro[®] and Diamond Pro Stone Cut[®] retaining wall systems are the perfect choice for larger-scale projects that demand beauty.



AVAILABLE ONLY IN JAMES RIVER COLOR, AS SHOWN

Diamond Pro[®] Retaining, Straight Face, James River Color

AVAILABLE COLORS



JAMES RIVER



DIAMOND PRO[®]



DIAMOND PRO
STONE CUT[®]

finishing tip:

FOR YOUR DIAMOND PRO[®] WALL PROJECTS, SELECT EAGLE BAY'S UNICAPS AND CORNER UNIT. SEE PAGE 93.

Wall: Highland Stone®, Freestanding, Bull Run Color; Custom Fire Pit: Highland Stone®, Freestanding, Bull Run Color; Fire Pit Ring Cap: Gray Color



Your outdoor space will feel complete when all the details and finishing touches have been chosen and installed. Fire Pit Kits, Coping Stones, caps, column units, and steps are all available through Eagle Bay. We also provide suggestions on the best products to maintain and clean your hardscape so the beauty lasts for years.

EXTRAS

Highland Stone® Fire Pit Kit, James River Color; Pavers: KingsLand Traditional, Richmond Color


Highland Stone® FIRE PIT KIT

Our easy-to-build Fire Pit Kits create the perfect setting to enjoy a cool evening or a crisp fall day. Everything you'll need to build a beautiful freestanding fire pit is included. This kit comes in two of our most popular colors, James River and Jefferson, and is conveniently shipped on one pallet.





Highland Stone® Fire Pit Kit, Jefferson Color with Gray Ring Cap; Wall: Highland Stone® Freestanding, Jefferson Color; Edging: CopingStone, Jefferson Color

AVAILABLE COLORS



Highland Stone® Fire Pit Kit, James River Color with Brown Ring Cap



Optional two-piece steel ring available upon request.

DIAMETER INSIDE: 46"; DIAMETER OUTSIDE: 63"; HEIGHT: 23.125" (WITH COPING)

Aspen Stone® Fire Pit Kit, James River Color; Pavers: Cottage Stone 6" x 6" & 6" x 9" Antiqued, Blue Ridge Color; Wall: HighlandStone® Freestanding, James River Color



Aspen Stone® FIRE PIT KIT

The rough-hewn texture of Aspen Stone® adds natural charm to any outdoor space. This easy-to-assemble kit comes prepackaged with Aspen Stone® blocks, log support grill, spark screen, and spark screen tool.



Aspen Stone® Fire Pit Kit, Chesapeake Color

AVAILABLE COLORS



JAMES RIVER



CHESAPEAKE

Fire Pit Kit includes blocks, fire pit bowl, log support grill, spark screen, and spark screen tool. DIAMETER INSIDE: 28"; DIAMETER OUTSIDE: 43"; HEIGHT: 20"

Arched Front Outdoor Fireplace; Veneer: Highland Stone® Freestanding, James River Color; Cap: XL™ Cap, James River Color; Paver Border: Cottage Stone 6" x 6" Antiqued, Sahara Color



Outdoor FIREPLACES & OVENS

Pre-engineered for strength and virtually maintenance free, these traditional fireplaces extend your precious summer season. All products are modular and easily lend themselves to customization. All outdoor products can be veneered with man-made or sliced stone.



OUTDOOR FIREPLACE

With a traditional fireplace look, this product includes firebox, smoke chamber, and two or three feet of solid chimney.

HEARTH WIDTH OPTIONS
30" 36" 42"



ARCHED FRONT OUTDOOR FIREPLACE

This design features an arch detail and is popular among homeowners. The solid-block chimney comes standard.

HEARTH WIDTH OPTIONS
30" 36" 42"



OUTDOOR OVEN

This outdoor wood-fired oven can be seamlessly integrated into any outdoor kitchen. It's made from the same insulating materials as our fireplaces. Special order only.

HEARTH WIDTH
48" AT BASE

Ask your local distributor for compatible veneer stone.

AVAILABLE COLORS



BULL RUN



JEFFERSON



RICHMOND



SHENANDOAH



JAMES RIVER



BLUE RIDGE



CHESAPEAKE



CRIMSON



SAHARA




Coping Stone



Eagle Bay CopingStones have soft, rounded edges and a flat surface, offering a stylish and comfortable finish for many projects, from walls to pools.



Highland Stone® Column Unit, James River Color; Column Cap: Flat Rock Face, Gray Color; Paver: Kingsland Traditional, Richmond Color; Wall Cap: XL™ Cap, James River Color




Highland Stone® Column Unit, Blue Ridge Color; Cap: Flat Rock Face, Gray Color

Highland Stone®

COLUMN UNIT

Matching the Highland Stone® Wall collection with neutral tones and dramatic contouring, the Highland Stone® Column Unit is the perfect accent feature for walls and gated entrances. We offer a variety of caps to perfectly complement many different styles and aesthetics.

FULL UNIT DIMENSIONS: 27"SQ X 60" TALL



Column Caps

Choose the cap that matches your column unit perfectly. The small details can make a big difference in completing the look and feel of your outdoor space. Pick from our selection of caps to put the finishing touch on your hardscape project.




ROCK FACE COLUMN CAPS — 32" X 32"



PEAKED ROCK FACE CAP




FLAT ROCK FACE CAP



LIGHT TOP ROCK FACE CAP




BROWN LIGHT TOP ROCK FACE CAP



GRAY FLAT ROCK FACE CAP

AVAILABLE COLORS



BROWN



GRAY

CAST STONE COLUMN CAPS — 29" X 29"



CAST STONE CAP



CAST STONE CAP WITH HOLE



WHITE CAST STONE CAP

AVAILABLE COLORS



WHITE



GRAY

Accessories

Our paver products aren't just for patios and driveways. Complement the look and feel of your outdoor space with these durable and attractive decorative accessories — available in all your favorite colors and finishes.




Highland Stone® Retaining & Freestanding, James River Color; Wall Cap: XL™ Cap, James River Color

HIGHLAND STONE® XL™ CAP



Tapered shape, rough hewn on two sides.

FRONT: 18" X 13" X 3" (TALL)
AND REAR: 12" X 13" X 3" (TALL)




Highland Stone® XL™ Cap, Bull Run Color



Highland Stone® XL™ Cap, James River Color

AVAILABLE COLORS



HIGHLAND STONE® MAILBOX KIT


Enhance the curb appeal of your home with this easy-to-assemble Highland Stone® Mailbox Kit. This prepackaged column mailbox kit includes a corrosion-proof fiberglass box with a powder-coated, forged metal door.

27"SQ X 5'-4 1/2"



Highland Stone® Mailbox Kit, Jefferson Color

AVAILABLE COLORS



LANDSCAPE STEP




Provide an attractive transition to your landscape or patio with our 48" wide landscape step that works with most standard walkway widths.

6" X 16" X 48"



AVAILABLE COLORS



BROWN



GRAY

CURBSTONE




Finish your walkway, driveway, or flower bed borders with Eagle Bay Curbstone.


8" X 8" X 3"




AVAILABLE COLORS




BLUE RIDGE



CRIMSON



CHESAPEAKE



JAMES RIVER*

1/4" FIRE PIT RING CAP




Complete your Highland Stone® or custom-built fire pit with our four-piece ring cap. *Note: included in the Highland Stone® Fire Pit Kit (p. 66-67)*

66" (DIAMETER) X 12" X 2.125" (TALL)



AVAILABLE COLORS



BROWN



GRAY

CARE & MAINTENANCE

Keep your patio or driveway looking great year after year with these high-quality, easy-to-use sealants, hardscape cleaners, and accessories.

HARDSCAPE SEALANTS & CLEANERS by TechniSeal®

Choose from gloss or matte finishes to protect your hardscape against stains and make cleaning easier.

GLOSS FINISH PROTECTIVE SEALANTS

[WLS] WET LOOK — SIZE 1 GAL., 5 GAL.

Recommended for driveways, parking lots, patios, and walkways. Enhances the color of pavers with a gloss finish. Optimal oil repellency.

SEMI-GLOSS FINISH PROTECTIVE SEALANTS

[EV] CLEAR LOOK — SIZE 1 GAL., 5 GAL.

Recommended for driveways, walkways, and patios. Preserves natural look of pavers with a semi-gloss finish. Forms a highly durable protective film. Single-coat application.

MATTE FINISH PROTECTIVE SEALANTS (NON-FILM FORMING)

[IN] NATURAL LOOK — SIZE 1 GAL., 5 GAL.

Recommended for pool decks, walkways, steps, patios, and retaining walls. Invisible matte finish. Penetrating: will not make surface more slippery.

[CB] COLOR BOOST — SIZE 1 GAL., 5 GAL.

Recommended for pool decks, walkways, steps, patios, and retaining walls. Enhances the color of pavers with a matte finish. Penetrating: will not make surface more slippery.



HARDSCAPE CLEANERS by TechniSeal®

Your patio or driveway will get a lot of use, but it doesn't have to show. These cleaners and accessories make it easy to remove oil, rust, tar, efflorescence and more.



HD PAVER PREP EFFLO CLEANER

SIZE 1 GAL., 5 GAL.

Cleans evenly and enables protectors to better penetrate the material.



PAVER RESTORER

SIZE 1 GAL., 5 GAL.

Bring your pavers back to their original splendor with this powerful cleaner.



SPRAYER FOR EC EFFLORESCENCE CLEANER

Attach to your hose for easy and precise application of Paver Primer and Hardscape Cleaner.



O&G PROFESSIONAL OIL AND GREASE CLEANER

SIZE 1 QT.



DG DIRT AND GREASE CLEANER

SIZE 1 QT.



SLIT FOAM ROLLERS

10/BOX

Perfect for the easy, even application of TechniSeal® products.



PAVER MAID KIT

1 QUART BOTTLE OF EACH

Everything you need to brighten up your pavers and clean them thoroughly. Contains removers for oil and grease, organic stains, rust, paint, tar, and rubber; brush included.

ORGANIC JOINT STABILIZERS by Envirobond®

ENVIROSAND

SIZE 55 LB./BAG

Colors: Natural, Granite

ENVIROSTONE

SIZE 55 LB./BAG

Colors: Natural, Granite

POLYMERIC SANDS by TechniSeal®

RG+POLYMERIC SAND SIZE

50 LB./BAG

Colors: Tan, Granite

HP2-POLYMERIC SAND

SIZE 50 LB./BAG

Colors: Tan, Granite

LOOK FOR THESE LOGOS:





Pulling all the pieces together for your future hardscape project can be intimidating. *Where to start?*


In this section, we provide additional information that will get you closer to your dream design: colors, measurements, patterns, and more.

RESOURCES

PAVER COLORS

Selecting a paver color is one of the most important and exciting aspects of your design, and Eagle Bay has worked hard to create a color collection that gives you plenty of choices. For the most accurate color representation, visit your local Eagle Bay Dealer to request a sample.

The colors below are made with PermaVision™, a vibrant layer that ensures lasting color, minimizes stone particles, and provides a smoother stone surface.



Eagle Bay has attempted to represent our colors as accurately as possible; however, variances will naturally occur as a result of the printing and manufacturing processes. In all situations, we recommend viewing the actual product before choosing a color and ordering product.

The colors below are made with Corevision™, a “through and through” color process that provides natural and consistent tones throughout the stone.



WALL COLORS

Eagle Bay wall colors are designed to blend in nicely with your surrounding landscape and complement the paver collections featured in this catalog. For the most accurate color representation, visit your local Eagle Bay Dealer to request a sample.



Eagle Bay has attempted to represent our colors as accurately as possible; however, variances will naturally occur as a result of the printing and manufacturing processes. In all situations, we recommend viewing the actual product before choosing a color and ordering product.



PAVER SPECIFICATIONS

Insignia



CHATHAMSTONE
3 pieces, (2.375" tall):
13" x 20", 13" x 13", 13" x 7"



COTTAGESTONE TEXTURED
2 pieces (2.375" tall):
6" x 6" or 6" x 9"



ESSEXSTONE
3 irregular shapes (2" tall):
12", 18", 22"



GRANDCAY TEXTURED
5 pieces (2.375" tall): 3" x 6",
6" x 6", 6" x 9", 6" x 12", 12" x 12"



CIRCLESTONE TEXTURED
5 pieces (2.375" tall):
max. diameter 9'4"

Colors Available



| PRODUCT | WEIGHT LB. per cube | SQ. FT. per cube | Bull Run | Jefferson | Richmond | Shenandoah | James River | Blue Ridge | Chesapeake | Crimson | Sahara | Slate |
|-------------------------------|---------------------|------------------|----------|-----------|----------|------------|-------------|------------|------------|---------|--------|-------|
| ChathamStone | 3,420 | 130 | | • | • | | | | | | | |
| CottageStone Textured 6" x 6" | 2,830 | 105 | • | • | • | • | • | • | • | • | | |
| CottageStone Textured 6" x 9" | 3,040 | 112.5 | • | • | • | • | • | • | • | • | • | • |
| EssexStone | 2,960 | 126.5 | | • | | | | | | | | |
| GrandCay Textured | 3,120 | 115.5 | • | • | • | • | • | • | | | | |
| CircleStone Textured | 2,130 | 76.25 | • | • | • | • | • | • | | | | |

Installer note: Embossed or stone-cleft pavers in the Insignia Collection, when compacted, should be protected with a rubber mat.

Classic



BRIKSTONE CHAMFERED
4" x 8" x 2.375"



BRIKSTONE FLAT COLONIAL
4" x 8" x 2.375"



COTTAGESTONE CHAMFERED
2 pieces (2.375" tall):
6" x 6" or 6" x 9"



KINGSLAND TRADITIONAL
3 pieces (2.375" tall):
3" x 6", 6" x 6", 6" x 9"

Colors Available



| PRODUCT | WEIGHT LB. per cube | SQ. FT. per cube | Bull Run | Jefferson | Richmond | Shenandoah | James River | Blue Ridge | Crimson | Slate | Colonial |
|--------------------------------|---------------------|------------------|----------|-----------|----------|------------|-------------|------------|---------|-------|----------|
| BrikStone Chamfered | 3,210 | 120 | • | • | • | • | • | | • | • | |
| BrikStone Flat Colonial | 3,210 | 120 | | | | | | | | | • |
| CottageStone Chamfered 6" x 6" | 2,830 | 105 | • | • | • | • | • | | | | |
| CottageStone Chamfered 6" x 9" | 3,040 | 112.5 | • | • | • | • | • | | | | |
| Kingsland Traditional | 3,220 | 120 | • | • | • | • | • | • | | | |

Samples can be requested by visiting your local distributor.

Old World



COTTAGESTONE ANTIQUED
2 pieces (2.375" tall):
6" x 6" or 6" x 9"



KINGSLAND ANTIQUED
3 pieces (2.375" tall):
3" x 6", 6" x 6", 6" x 9"



EPICSTONE COBBLED
3 pieces (3.125" tall):
5" x 9", 9" x 9", 9" x 14"



GRANDCAY COBBLED
5 pieces (2.375" tall): 3" x 6",
6" x 6", 6" x 9", 6" x 12", 12" x 12"



CIRCLESTONE ANTIQUED
5 pieces (2.375" tall):
max. diameter 9'4"

Colors Available



| PRODUCT | WEIGHT LB. per cube | SQ. FT. per cube | Bull Run | Jefferson | Richmond | Shenandoah | James River | Blue Ridge | Chesapeake | Crimson |
|-------------------------------|---------------------|------------------|----------|-----------|----------|------------|-------------|------------|------------|---------|
| CottageStone Antiqued 6" x 6" | 2,830 | 105 | • | • | • | • | • | • | • | • |
| CottageStone Antiqued 6" x 9" | 3,040 | 112.5 | • | • | • | • | • | • | • | • |
| KingsLand Antiqued | 3,220 | 120 | • | • | • | • | • | | | |
| EpicStone Cobbled | 3,435 | 101.25 | | | | | | | • | |
| GrandCay Cobbled | 3,120 | 115.5 | • | • | • | • | • | • | | |
| CircleStone Antiqued | 2,130 | 76.25 | • | • | • | • | • | • | • | |

Bay



SF RIMA™ CHAMFERED
8.25" x 8.25" x 3.125" (tall)



ECOBAY
2 pieces (3.125" tall):
5" x 10" & 5" x 5"



TURFSTONE
15.625" x 23.5" x 3.125" (tall)

Colors Available



| PRODUCT | WEIGHT LB. per cube | SQ. FT. per cube | James River | Chesapeake | Gray |
|--------------------|---------------------|------------------|-------------|------------|------|
| SF RIMA™ Chamfered | 3,530 | 102 | • | • | |
| EcoBay | 3,130 | 88 | • | • | |
| Turfstone | 2,900 | 130 | | | • |



All paver sizes are nominal and should be pre-measured when doing a job for which exact dimensions are critical. Actual stone colors should be viewed by the homeowner before purchasing.

UNDERSTANDING THE DIFFERENCES AMONG PAVER FINISH TYPES AND EDGE TYPES

While cost, durability, and maintenance are all important factors in choosing a material for your hardscape, we think you'll agree that the design choices are the most exciting thing about Eagle Bay concrete pavers. Within our paver collections, we offer several finishes to help you get just the look you want.

FINISH STRONG


You'll want to start by choosing the overall look you want for your hardscape project. Our pavers are manufactured to resemble many other materials like brick, cobblestone, natural stone, flagstone, slate, and concrete (with added cost, maintenance, and sustainability benefits). We believe the details matter, so we have developed

manufacturing processes that give our pavers a number of different textures to re-create natural weathering. Currently, we offer five distinct paver finishes: Antiqued, Chamfered, Traditional, Cobbled and Textured. Each finish features its own combination of surface and edge styles designed create a specific look and feel.

SURFACE FINISHES



EDGE FINISHES



WALL SPECIFICATIONS



HIGHLAND STONE® FREESTANDING WALL SYSTEM

THREE INCH - 3 PIECES (ROUGH HEWN ON TWO SIDES)



3" LARGE
18" x 9" x 3" (tall)



3" MEDIUM
12" x 9" x 3" (tall)



3" SMALL
6" x 9" x 3" (tall)



6" LARGE
18" x 9" x 6" (tall)



6" MEDIUM
12" x 9" x 6" (tall)



6" SMALL
9" x 6" x 6" (tall)

SIX INCH - 3 PIECES (ROUGH HEWN ON TWO SIDES)

HIGHLAND STONE® RETAINING WALL SYSTEM

THREE INCH - 3 PIECES (ROUGH HEWN ON ONE SIDE)



3" LARGE
18" x 11.5" x 3" (tall)



3" MEDIUM
12" x 11.5" x 3" (tall)



3" SMALL
6" x 11.5" x 3" (tall)



6" LARGE
18" x 12" x 6" (tall)



6" MEDIUM
12" x 12" x 6" (tall)



6" SMALL
12" x 6" x 6" (tall)

SIX INCH - 3 PIECES (ROUGH HEWN ON ONE SIDE)

HIGHLAND STONE® ACCESSORIES



6" COLUMN UNIT
(rough hewn on two sides)
18" x 9" x 6" (tall)
COLUMN DIMENSIONS: 27" x 27" x 5'



XL™ CAP
tapered shape, (rough hewn on two sides)
FRONT: 18" x 13" x 3"(tall)
AND REAR: 12" x 13" x 3"(tall)

Colors Available

| PRODUCT | WEIGHT LB. per cube | SQ. FT. per cube | Bull Run | Jefferson | Richmond | Shenandoah | James River | Blue Ridge | Chesapeake |
|-------------------------|---------------------|------------------|----------|-----------|----------|------------|-------------|------------|------------|
| Freestanding Six Inch | 2,860 | 27 | ● | ● | ● | ● | ● | ● | ● |
| Freestanding Three Inch | 2,860 | 27 | ● | ● | ● | ● | ● | ● | ● |
| Retaining Six Inch | 2,530 | 24 | ● | ● | ● | ● | ● | ● | ● |
| Retaining Three Inch | 2,820 | 24 | ● | ● | ● | ● | ● | ● | ● |
| 6" Column Unit | 3,110 | 30 | ● | ● | ● | ● | ● | ● | ● |
| XL™ Wall Cap | 3,380 | 72 Pieces | ● | ● | ● | ● | ● | ● | ● |



WALL SYSTEMS



ASPEN STONE® RETAINING
single unit
12" x 7" x 4" (tall)



DIAMOND® 10DS RETAINING
single unit
17.25" x 10" x 6" (tall)



DIAMOND PRO STONE CUT® RETAINING
single unit
18" x 12" x 8" (tall)



DIAMOND PRO® RETAINING
single unit
18" x 12" x 8" (tall)



DUBLIN™ FREESTANDING
single unit
12" x 8" x 4"(tall)

WALL SYSTEM ACCESSORIES



ASPEN STONE® WALL CAP
single unit, tapered shape
(rough hewn, 2 sides)
FRONT: 12" x 7.5" X 2.375" (tall)
AND REAR: 9" x 7.5" x 2.375" (tall)



DIAMOND® UNICAP WALL CAP
works with Diamond® 10DS and
Diamond Pro® (rough hewn, 1 side)
16" x 12" x 4" (tall)



DIAMOND PRO® CORNER UNIT
works with Diamond Pro®
18" x 9" x 8" (tall)

Colors Available

| PRODUCT | WEIGHT LB. per cube | SQ. FT. per cube | Bull Run | Jefferson | Richmond | Shenandoah | James River | Blue Ridge | Chesapeake | Crimson | Gray | Tan |
|--------------------------|---------------------|------------------|----------|-----------|----------|------------|-------------|------------|------------|---------|------|-----|
| Aspen Stone® | 2,280 | 33 | | | | | ● | ● | ● | ● | | |
| Diamond® 10DS | 3,230 | 43.2 | ● | ● | ● | ● | ● | ● | ● | | | |
| Diamond Pro Stone Cut® | 3,380 | 45 | | | | | ● | | | | | |
| Diamond Pro® | 3,390 | 45 | | | | | ● | | | | | |
| Dublin™ | 3,750 | 44 | | | | | | | | | ● | ● |
| Aspen Stone® Wall Cap | 3,200 | 216 Pieces | | | | | ● | ● | ● | ● | | |
| Diamond® Unicap | 3,590 | 60 Pieces | | | | | ● | | | | | |
| Diamond Pro® Corner Unit | 2,110 | 20 SQ. FT. | | | | | ● | | | | | |

All paver sizes are nominal and should be pre-measured when doing a job for which exact dimensions are critical. Actual stone colors should be viewed by the homeowner before purchasing.

Samples can be requested by visiting your local distributor.

EXTRAS SPECIFICATIONS

Accessories

ACCESSORIES



CURBSTONE
8" x 8" x 3" (tall)



COPINGSTONE
9" x 12" x 2.375" (tall)

KITS



HIGHLAND STONE® MAILBOX KIT
27" x 27" x 64.5"
(42" to bottom of box)



ASPEN STONE® FIRE PIT KIT
42" (outer diameter) x 28" (inner diameter) x 20" (tall)



HIGHLAND STONE® FIRE PIT KIT
63" (outer diameter) x 46" (inner diameter) x 23.125" (tall)

Colors Available

| PRODUCT | WEIGHT LB. per cube | SQ. FT. per cube | Bull Run | Jefferson | Richmond | Shenandoah | JamesRiver | Blue Ridge | Chesapeake | Crimson | Sahara |
|------------------------------|---------------------|------------------|----------|-----------|----------|------------|------------|------------|------------|---------|--------|
| CurbStone | 2,800 | 93.33 | | | | | • | • | • | • | |
| CopingStone | 2,200 | 81 | • | • | • | • | • | • | • | • | • |
| Highland Stone® Mailbox Kit | 3,410 | N/A | | • | | | • | | | | |
| Highland Stone® Fire Pit Kit | 3,200 | N/A | | • | | | • | | | | |
| Aspen Stone® Fire Pit Kit | 1,450 | N/A | | | | | • | • | | | |

COLUMN CAPS



COLUMN CAP CAST STONE
29" x 29" x 4.5" (tall)



COLUMN CAP CAST STONE WITH HOLE
29" x 29" x 4.5" (tall)



COLUMN CAP LIGHT TOP ROCK FACE
32" x 32" x 4.5" (tall)



COLUMN CAP PEAKED ROCK FACE
32" x 32" x 4.5" (tall)



COLUMN CAP FLAT ROCK FACE
32" x 32" x 2.125" (tall)

ADDITIONAL ACCESSORIES



LANDSCAPE STEP
48" x 16" x 6" (tall)



1/4" FIRE PIT RING CAP
66" (diameter) x 12" (width) x 2.125" (tall)

Colors Available

| PRODUCT | WEIGHT LB. per cube | PIECES per cube | Gray | Brown | White |
|----------------------------------|---------------------|-----------------|------|-------|-------|
| Column Cap Cast Stone w/out Hole | 580 | 2 | • | | • |
| Column Cap Cast Stone w/ Hole | 580 | 2 | • | | • |
| Column Cap Light Top Rock Face | 1,740 | 6 | • | • | |
| Column Cap Peaked Rock Face | 1,740 | 6 | • | • | |
| Column Cap Flat Rock Face | 1,740 | 6 | • | • | |
| Landscape Step | 4,270 | 10 | • | • | |
| Fire Pit Ring Cap | 1,620 | 16 | • | • | |

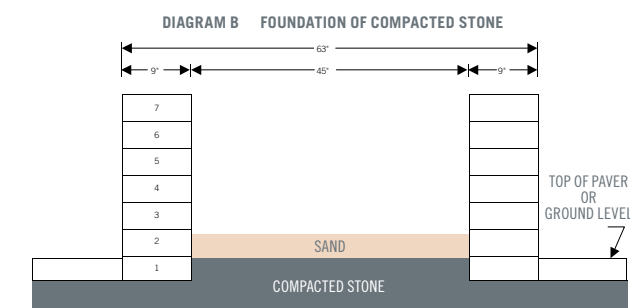
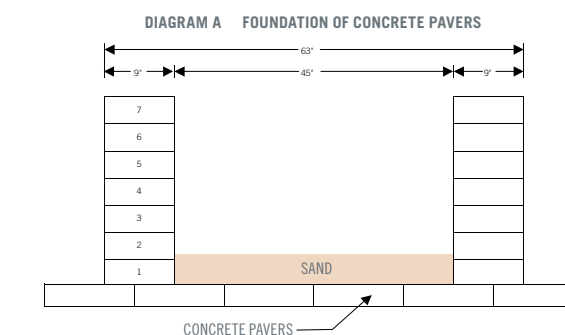
Above items sold by the cube or individually.

HOW TO INSTALL HIGHLAND STONE® FIRE PIT KIT

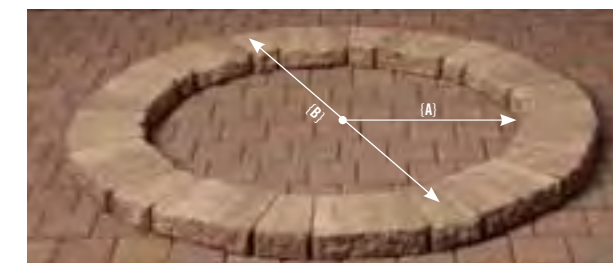
I. FOUNDATION

RECOMMENDED BY EAGLE BAY — COMPACTED GRAVEL BASE: Place and uniformly compact the gravel base (crushed stone no larger than 3/4"). Dense-graded aggregate base should be compacted using a vibratory plate compactor or hand tamper. A 4" thick gravel base is recommended and should extend beyond the Highland Stone® Fire Pit a minimum of 3" on each side. The top of the leveling pad should be at least 3" below grade.

CONCRETE BASE OR CONCRETE PAVERS: (Eagle Bay recommends a compacted gravel base). Place Highland Stone® Fire Pit directly on a concrete base or concrete pavers. Make sure to fill the bottom of the fire pit with a layer of sand (3" minimum) to ensure proper drainage.



INSTALLING FIRST LAYER OF BLOCK: (A) Use a center stake and lay out the Highland Stone® in roughly a 22.5" radius from center stake to the back of the block. A circle with roughly a 45" inside diameter will require 10 medium and 12 small units. **(B)** It is important to ensure that each small unit has a corresponding small unit directly across from it (180 degrees) in order to attain the proper radius. Slight adjustment to the circle of blocks may be required for proper alignment.



2. BUILDING ADDITIONAL LAYERS OF BLOCK

Make sure the first layer of block is perfectly leveled before building additional layers. Using concrete-safe adhesive, glue the second row of blocks to the first row. It is important to stagger the joints as much as possible on every course. Make sure not to line up any two small units on top of the small units below. There are enough units to build 7 layers of block, which would make the fire pit roughly 21" tall plus coping.



**For packaging, there are two extra of each unit provided in the kit.

3. INSTALLATION OF WEATHERED CAP & OPTIONAL METAL FIRE RING

Once the fire pit is at the desired height, use a concrete adhesive to secure the four radius cap units. Add crushed stone or lava rock to raise the fire bed up to your preferred height. If you choose the optional metal fire ring, please insert before capping the fire pit.



Safety Tips:

- The fire pit is for outdoor use only.
- Make sure to assemble the fire pit away from surrounding structures and make sure nothing is directly above the fire pit that is a potential fire or injury hazard.
- Before beginning installation, please contact your municipality to obtain information for fire pit installation regulations. It is very important to check local codes.

View more installation details along with time-lapse video on our website: eaglebaypavers.com.

HOW TO INSTALL A PATIO USING PAVERS

IF YOU WANT TO EXPAND YOUR INDOOR ROOMS TO THE GREAT OUTDOORS — where you can enjoy space to dine, entertain, or just relax, consider installing a patio. Anyone can install a patio, but because there is lifting, hauling, digging, and cutting involved, it is important to wear work gloves, knee pads, a back support belt, safety glasses, and ear plugs as well as to practice proper lifting techniques.

DESIGNING AND INSTALLING YOUR OWN PATIO CAN BE COMPLETED IN SEVEN STEPS:

PAVER SELECTION AND PROJECT ESTIMATION

1. Determine the area to be paved and how much material will be needed. Choose paver shape and pattern. Estimate quantity of pavers needed for paved area.

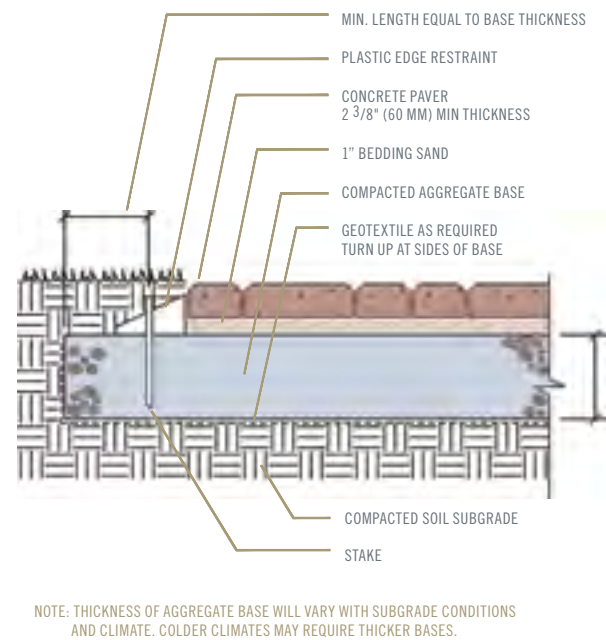
SITE ANALYSIS AND PREPARATION

2. Have utilities marked and excavate area to be paved. The heavier the surface load, the deeper the base excavation. Be sure you have plans for relocating the soil and sod. Compact exposed base area.
3. Install geotextile and base aggregates. Turn cloth up at sides of base. Place aggregates over cloth to required depth and compact to 95% solid. Set posts and stringlines for final base grades and finished paver elevations.

LAYOUT AND INSTALLATION

4. Install C-33 concrete bedding sand at a depth of 1", and screed smooth to set pavers to finished elevation.
5. Place pavers on screeded sand bed. Use stringlines to keep pattern straight. Set hand-tight joints. Cut pavers in areas as needed to complete pattern.
6. Set plastic edging tight against all exposed paver edges and spike firmly every 24" for walkways and 12" for driveways and curves. Edging works best if set on an aggregate base after trimming sand, setting bed flush with outside edge of pavers.

7. Make one pass over entire area with a plate compactor, then sweep dry C-33 concrete sand or other selected joint material into all joints, and compact again to complete interlock process. Refill to desired level after early weathering. Sweep up, clean up, and enjoy your new paver installation.



NOTE: Eagle Bay pavers with dimpled or textured surfaces—EpicStone, GrandCay, CircleStone, SF Rima™, CottageStone and Essex™ Stone—have high and low points on the surface which lend a more natural aesthetic appeal to the pavers. However, pavers with textured surfaces are susceptible to surface scuffing when compacted in place with plate compactors. Therefore, these paver types should always be compacted with plate compactors that incorporate a protective mat or other medium between the plate compactor and the surface of the Eagle Bay pavers. This system will help to ensure that paver surface scuffing is kept to a minimum. These protective mediums include: rubber matting, thin carpet, Mirafi 500X, or cardboard. Manufacturers of plate compactors are able to recommend other products that can be used for this purpose. For further information on interlocking concrete paver details, technical information, and recommended construction practices, visit ICPI (Interlocking Concrete Pavement Institute) at www.icpi.org.

Efflorescence is a whitish, powder-like deposit that can appear on the surface of concrete pavers. When cement hydrates, a significant amount of calcium hydroxide is formed. A reaction occurs between the calcium hydroxide and carbon dioxide in the air to form water-insoluble calcium carbonate, called efflorescence. Efflorescence does not affect the structural performance or durability of concrete pavers. Eagle Bay includes admixtures in its concrete pavers to help minimize efflorescence, but efflorescence is a natural occurrence in all concrete products. Eagle Bay does not warrant concrete pavers that it manufactures against the appearance of efflorescence. Efflorescence may appear immediately or within months of installation. It may remain for months or wear away. Deposits may be removed from the concrete paver surface by using proprietary efflorescence removers. Before purchasing or applying any chemicals to remove deposits, please consult with a chemical company that specializes in efflorescence-removal chemicals.

GUIDELINES FOR USING DEICING CHEMICALS ON UNIT PAVERS: The following guidelines can help limit the exposure of deicing chemicals while maintaining a safe environment:

- Limit the use of deicing chemicals by combining them with a traction aid such as sand.
- Do not overapply deicing chemicals; follow the recommended dosage.
- Do not use deicing chemicals in place of snow removal; reserve them for melting ice formed by freezing precipitation or freezing snow melt.
- When using magnesium-based deicing chemicals, ensure the pavement is thoroughly washed in the spring as these deicers will continue to chemically degrade all types of concrete pavement throughout the year.
- Protect vegetation and metal from contact with deicing chemicals as most can impair vegetation and corrode metals.

In addition, use ICPI-recommended sand jointing materials to minimize water penetration into the pavers. This will also help keep salts from entering and accumulating in the jointing and bedding sand, which can eventually degrade the pavers. ICPI also recommends adequate pavement slopes (typically a minimum of 2%) to facilitate surface-water drainage and to help remove deicing materials. While not essential, reduction of water entering jointing sand can be further enhanced with joint-sand stabilization materials and sealers.

HOW TO INSTALL A RETAINING WALL

QUICK COURSE ON COURSES

To complete your project, you will need the following hand tools: shovel, tape measure, hammer, chisel, carpenter's level, stakes, string line, garden hose, safety glasses, gloves, pencil, and square. You may also need a skid loader, compactor, wheelbarrow, and a circular cut-off saw with a masonry blade. Other requirements include a 4" diameter flexible polypropylene pipe (drain tile), a supply of sand and gravel (3/4" or smaller aggregate with fines) for the base, and gravel (3/4" free-draining aggregate without fines) to use as backfill.



FIGURE A

FIGURE B



FIGURE C

FIGURE D



FIGURE E

FIGURE F

NOTE: Efflorescence is a whitish, powder-like deposit that can appear on the surface of concrete pavers. When cement hydrates, a significant amount of calcium hydroxide is formed. A reaction occurs between the calcium hydroxide and carbon dioxide in the air to form water-insoluble calcium carbonate, called efflorescence. Efflorescence does not affect the structural performance or durability of concrete pavers. Eagle Bay includes admixtures in its concrete pavers to help minimize efflorescence, but efflorescence is a natural occurrence in all concrete products. Eagle Bay does not warrant concrete pavers that it manufactures against the appearance of efflorescence. Efflorescence may appear immediately or within months of installation. It may remain for months or wear away. Deposits may be removed from the concrete paver surface by using proprietary efflorescence removers. Before purchasing or applying any chemicals to remove deposits, please consult with a chemical company that specializes in efflorescence-removal chemicals.

DIRECTIONS:


1. Using a shovel or a skid loader, dig a trench about 24" wide and deep enough to fit the required amount of buried block and compacted base. For walls up to 4' high, bury one layer of units. For walls taller than 4', consult a qualified engineer for design information. Total wall height includes the height of any buried layers.
2. Firmly compact the soil in the bottom of the trench. Lay 6" of compactible base (sand and gravel) in the bottom of the trench and compact (Fig. A).
3. Place the first layer of Anchor™ units without lips on the prepared base (lips must be manually knocked off units before placement) (Fig. B). Position the units side by side in full contact with the base. Level in both directions using your carpenter's level to level front to back and side to side.
4. Continue assembling additional layers by placing units in a staggered relationship to the layer beneath (running bond), pulling each unit forward until secure (Fig. C). NOTE: Use gravel (free-draining aggregate) to backfill each additional course as it is installed.
5. Place drain tile behind the wall at grade to allow water to drain from the backfill (Fig. D). Outlet the drain tile through the wall at every low point, or every 50' of wall length, and around the ends of the wall. Backfill with free-draining gravel 12" behind the wall. Fill in the voids. Organic soil or clay-type soil is not recommended for backfill material.
6. Fill any remaining areas behind the wall with soil (Fig. E). Compact every 8". Repeat steps 4, 5, and 6 until the wall reaches the desired height. For walls taller than 4', consult a qualified engineer for information concerning proper design, backfill, and geosynthetic reinforcement.
7. Firmly compact native soil behind the wall (Fig. F). Do not compact directly on top of the units.
8. You may need partial blocks. To split a block, use a hammer and chisel to score the block on all sides. Pound the chisel on the score line until the block splits. If the block does not split easily, you may need to use a circular cut-off saw with a masonry blade. Read and understand the operating manual before using a saw. Always wear eye protection when splitting blocks.

Refer to the Estimating and Installation Manual for instructions on installing freestanding walls and special applications. Copies are available at authorized Eagle Bay dealers.


PATTERNS

These are intended as a guide for preliminary pattern design only.


COTTAGESTONE




90° HERRINGBONE
(6" X 9" ONLY)




90° MOD. HERRINGBONE
(40% 6" X 6" + 60% 6" X 9")



RUNNING BOND
(6" X 9" ONLY)




MOD. RUNNING BOND
(40% 6" X 6" + 60% 6" X 9")



I-PATTERN
(25% 6" X 6" + 75% 6" X 9")

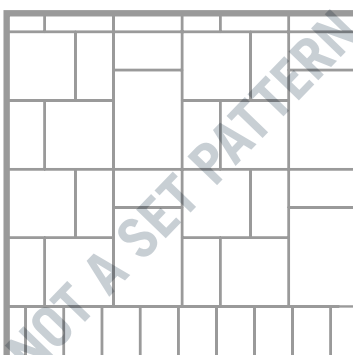
VISIT EAGLEBAYPAVERS.COM
FOR MORE INFORMATION AND
INSTALLATION INSTRUCTIONS.

KINGSLAND



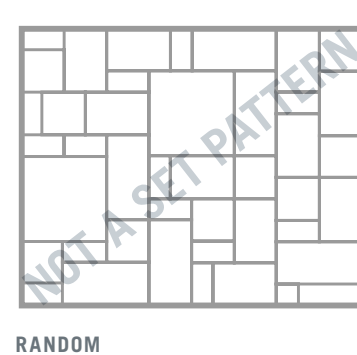
RANDOM
NOT A SET PATTERN. EVEN PIECE
DISTRIBUTION IS NOT POSSIBLE.

EPICSTONE



RANDOM
NOT A SET PATTERN. EVEN PIECE
DISTRIBUTION IS NOT POSSIBLE.

GRANDCAY

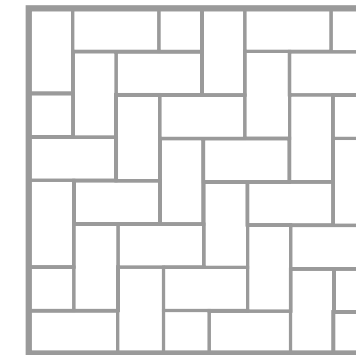


RANDOM
NOT A SET PATTERN. EVEN PIECE
DISTRIBUTION IS NOT POSSIBLE.




BrikStone Chamfered, James River Color 45° Herringbone

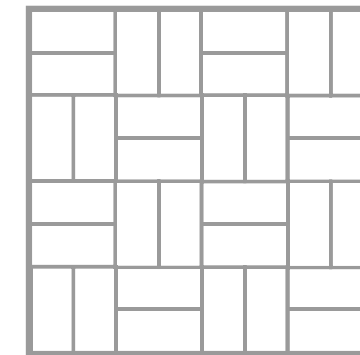
BRIKSTONE




90° HERRINGBONE



45° HERRINGBONE



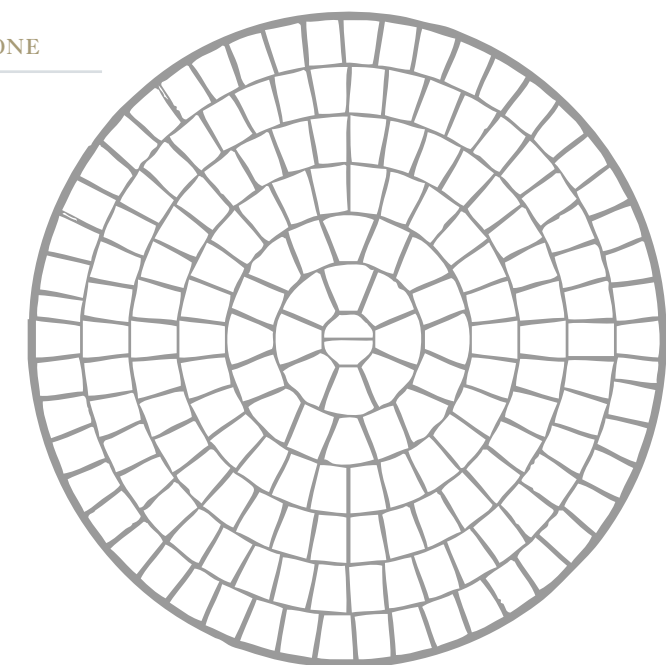
BASKETWEAVE



RUNNING BOND

CIRCLESTONE

9.35' DIAMETER



PLEASE NOTE: Eagle Bay patterns are intended as a guide for preliminary pattern design only. It is the designer's or contractor's responsibility to verify and calculate the unit sizes and package quantities necessary to successfully execute their installation. Patterns marked **RANDOM** are not set, and even piece distribution is **NOT** possible.

LIFETIME TRANSFERABLE WARRANTY

WE STAND BEHIND OUR PRODUCTS WITH A LIFETIME PRODUCT WARRANTY.

Eagle Bay is proud to certify that our paving stones and retaining walls meet the latest industry standards in the United States. All Eagle Bay hardscape products comply with and surpass all applicable standards set by the ASTM C936 (American Society for Testing and Materials) and NCMA (National Concrete Masonry Association).

Eagle Bay offers a transferable lifetime warranty on the structural integrity of all paving stones and retaining wall units it manufactures. It covers any disintegration and/or decomposition of the above-

mentioned products resulting from natural causes and the abnormal deterioration of the surface due to the use of sodium chloride (NaCl) such as de-icing salt. If products prove defective, we will replace these units. Eagle Bay's responsibility is limited to its manufactured products only and not to costs related to the installation of those products. We will honor this transferable warranty with a proof of purchase (invoice or delivery slip).

Visit eaglebaypavers.com for full warranty information.

DETAILS

PRINTED COLOR SWATCHES

The natural materials that we use in our paving stones and retaining wall products deliver a range of colors that closely match color samples in catalogues, spec books, color swatch books, and online photos. However, Eagle Bay cannot guarantee specific color matching. Our pavers and walls can vary slightly in color batch depending on environmental conditions. Therefore, colors shown are approximate representations of standard colors and shouldn't be expected to be an exact match. Final color selection should be made at your local dealer from stock product. Eagle Bay always recommends immediately verifying the product and color upon receipt. If there are any discrepancies, contact your local dealer before continuing your project. Installation of the product constitutes its acceptance.

EFFLORESCENCE

Efflorescence is a whitish, powder-like deposit that can appear on the surface of concrete pavers. When cement hydrates, a significant amount of calcium hydroxide is formed. A reaction occurs between the calcium hydroxide and carbon dioxide in the air to form water-insoluble calcium carbonate, called efflorescence. Efflorescence does not affect the structural performance or durability of concrete pavers. Eagle Bay includes admixtures in its concrete pavers to help minimize efflorescence, but efflorescence is a natural occurrence in all concrete products. Eagle Bay does not warrant concrete pavers that it manufactures against the appearance of efflorescence. Efflorescence may appear immediately or within months of installation. It may remain for months or wear away. Deposits may be removed from the concrete paver surface by using proprietary efflorescence removers. Before purchasing or applying any chemicals to remove deposits, please consult with a chemical company that specializes in efflorescence-removal chemicals.

COMPACTOR AND SNOW REMOVAL

Eagle Bay pavers with dimpled or textured surfaces — EpicStone, GrandCay, CircleStone, SF Rima™, CottageStone and EssexStone — have high and low points on the surface that lend a more natural aesthetic appeal to the pavers. However, pavers with textured surfaces are susceptible to surface scuffing when being compacted in place with plate compactors. Therefore, these paver types should always be compacted with plate compactors that incorporate a protective mat or other medium between the plate compactor and the surface of the Eagle Bay pavers. This system will help to ensure that paver surface scuffing is kept to a minimum. These protective mediums include: rubber matting, thin carpet, Mirafi 500X, or cardboard. Manufacturers of plate compactors are able to recommend other products that can be used for this purpose. For further information on interlocking concrete paver details, technical information, and recommended construction practices, visit ICPI (Interlocking Concrete Pavement Institute) at www.icpi.org.

Also, snow removal equipment should have the proper spacing, bumpers, and rubber blade guards to protect the surface of the pavers. Eagle Bay will not be held responsible for damage to pavers caused by the misuse of compaction or snow removal equipment, leaving scuff marks, or burns on pavers.

NOTE:

This warranty does not apply to any breakage, chipping, or other deterioration caused by improper design or installation that does not comply with applicable codes, the ICPI (Interlocking Concrete Pavement Institute), NCMA (National Concrete Masonry Association) and recognized work procedures. Please visit www.icpi.org or www.ncma.org for more information on installation specifications. This warranty does not apply to any damage resulting from a natural disaster or from a deliberate and/or negligible act on the part of the purchaser, owner of the building, installer, or any third party.

Beautifully Placed Confidence

EAGLE BAY®

Our goal is to make this process as easy as possible. Once you have an idea or vision in place, visit eaglebaypavers.com to look up a local dealer or to request a project consultation from an Eagle Bay representative. By contacting your local dealer, you'll be able to view product samples, compare product costs, and learn about qualified designers, contractors, and installers in your area.

TOLL FREE 800.321.9141 | MAIN 804.279.7501

EAGLE BAY HARDSCAPE PRODUCTS, 1231 WILLIS RD. RICHMOND, VA 23237

Browse our website to see additional information and photo galleries of our products at:

WWW.EAGLEBAYPAVERS.COM



CopingStone, James River Color ©2014 EAGLE BAY, INC. ALL RIGHTS RESERVED.

EAGLE BAY®

WWW.EAGLEBAYPAVERS.COM